

Quarterly Report

January 1, 2024-

March 31, 2024



Prairie Heritage Center and Environmental Education

- Homeschool nature programs were held monthly and covered various topics. They are held in two sessions at 9:30AM and 1:30PM.
- Monthly winter library programs were held at Primghar, Sutherland, and Sheldon.
- After school library programs were hosted at Paullina Library.
- Community Memorial Health Center (Hartley), Prairie View Assisted Living and Nursing Home (Sanborn), Aspire of Sutherland (Sutherland), and Fieldcrest (Sheldon) hosted programs for their residents.
- HMS (MS and Elementary), Sheldon (HS), Sanborn Christian (Pre-8), SOS (Elementary), Zion (Pre-8), and Sheldon Christian (Elementary) schools hosted Lindsey for a variety of programs such as live animals, GPS/orienteering, STEM projects, hibernation, glaciers, laws of motion, rocks, pollination, natural selection, water quality testing, static electricity, and weather.
- Professional Development- Lindsey attended a naturalist swap and Winterfest.
- Mark, Bryce, and Lindsey hosted and were certified as National Archery in the Schools Program (NASP) instructors.
- Eagle Day was held on March 2 at the Prairie Heritage Center and included a visit from Christina Roelofs with her bald eagle.
- On March 16 at the PHC, Steve Hanson, one of our volunteers, gave a presentation on voyagers and the fur trade.
- A local 4-H club came to Mill Creek Park to try their hand at spear throwing (atlatls) and archery.
- Sarah and Lindsey have periodically updated and improved basement and rotunda displays.
- 111 Programs were offered; 2,012 people attended.
- More than 189 people visited the Prairie Heritage Center.



Parks & Natural Areas

Dog Creek Park:

- Dead and dying ash trees have been removed in maintained areas
- Eastern red cedar and other undesirable trees and brush have been removed from many of the natural areas.
- Brush piles have been burnt.
- Grain bin cabins have had many repairs done, including drywall patching, shower caulking replaced, floors repaired and new doors installed.
- A Little Sioux Watershed Cooperative Partnership work day was held at Dog Creek with over 20 partners attending to assist with natural areas management tasks.

Mill Creek Park:

- Beach rental shack renovations have continued, including installation of drain pipes for the outdoor shower and site prep work for concrete patio to be poured.
- Additional dead and dying trees have been removed from maintained areas.
- Clean up and dirt work around the shop/office space continues to make it a more usable space.
- Additional rock has been spread in front of the shop to reduce puddling.
- Cold storage area has a new storage loft and been cleaned and organized.
- Large cabins have had a new wall and counter installed next to stove. Maintenance on floors has been completed.
- Small cabins have new mattresses and new storage areas under lower bunk.
- Roads have been graded.
- Office bathroom and break room area has been remodeled.

Douma Park:

- Dead and dying ash trees have removed in maintained areas.
- Boundary signs have been installed around perimeter and fencing wire replaced.

Tjossem Park:

- Preparations for new bathroom and playground have taken place.

Equipment:

- Staff have maintained and serviced all equipment and vehicles, including numerous recalls on vehicles.
- New forestry drum mulcher and grapple have been purchased acquired.

Other:

- Staff is working to develop management plans for every conservation managed area, including completing many prescribed burn plans.
- Mill Creek Sewer project has received ARPA funding.
- Staff have spent time planning and scheduling for future projects.
- Discussions and negotiation continues with Osceola Rural Water on potential access agreement in compensation for easement.
- Beaver bounty collection continues Mondays from 8AM-11AM at Mill Creek shop.

Law Enforcement

- Communicates daily with O'Brien County Communications Center to relay service status.
- Communicates weekly with O'Brien County Communications Center to relay OCCB on-call rotation status.
- Bryce Batien started employment and took the oath of office as a law enforcement Park Ranger in January.
- Batien qualified with his duty weapon (handgun) attested by Deputy Bracy (certified firearms instructor).
- Batien spent a field training day with the O'Brien County Sheriff's office, including in the dispatch center and riding with Deputy Reuvers.
- Wilson and Batien attended the CCPOA Spring Workshop in Harrison County.

Revenue

Fund	Encumbrances	Fiscal Budget	Beginning Balance	Total Activity	Ending Balance	Budget Remaining	% Remaining
0001 - GENERAL BASIC	0.00	-203,900.00	0.00	-150,294.35	-150,294.35	-53,605.65	-26.29 %
0007 - CONSERVATION DONATIONS	0.00	-2,500.00	0.00	-3,609.50	-3,609.50	1,109.50	44.38 %
0021 - SEP FUND (SPEC ENVIRON)	0.00	-20.00	0.00	-76.87	-76.87	56.87	284.35 %
0022 - REAP FUNDS	0.00	-11,000.00	0.00	-23,485.08	-23,485.08	12,485.08	113.50 %
0023 - CONSERV LAND ACQ TRUST FUND	0.00	-500.00	0.00	-1,879.08	-1,879.08	1,379.08	275.82 %
Report Total:	0.00	-217,920.00	0.00	-179,344.88	-179,344.88	-38,575.12	-17.70 %

Expenses

Fund	Encumbrances	Fiscal Budget	Beginning Balance	Total Activity	Ending Balance	Budget Remaining	% Remaining
0001 - GENERAL BASIC	0.00	714,670.00	403,536.58	72,456.88	475,993.46	238,676.54	33.40 %
0002 - GENERAL SUPPLEMENTAL	0.00	139,270.00	70,016.50	9,142.78	79,159.28	60,110.72	43.16 %
0007 - CONSERVATION DONATIONS	0.00	2,000.00	8,334.77	873.97	9,208.74	-7,208.74	-360.44 %
0022 - REAP FUNDS	0.00	60,000.00	18,210.33	0.00	18,210.33	41,789.67	69.65 %
0023 - CONSERV LAND ACQ TRUST FUND	0.00	24,000.00	15,512.00	0.00	15,512.00	8,488.00	35.37 %
Report Total:	0.00	939,940.00	515,610.18	82,473.63	598,083.81	341,856.19	36.37 %

Summary

During this time period, **44.8%** of visitors spent at least one night in the destination, and **55.2%** took day-trips. The average time spent in the destination was **0.9** nights.

Average Nights in Destination

0.9

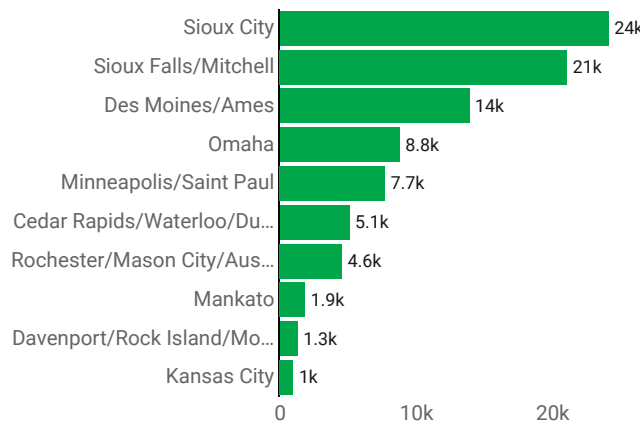
Share of Day-Trips

55.2%

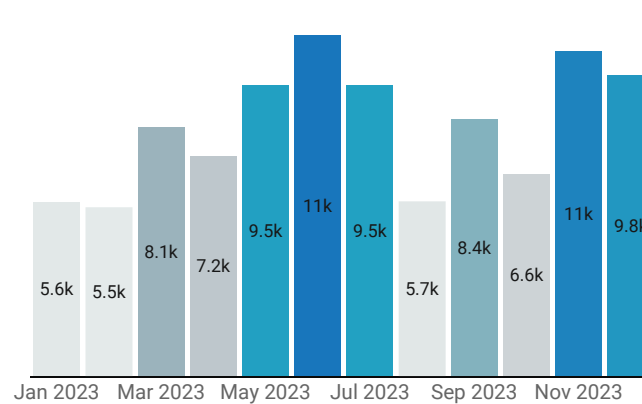
Share of Overnights

44.8%

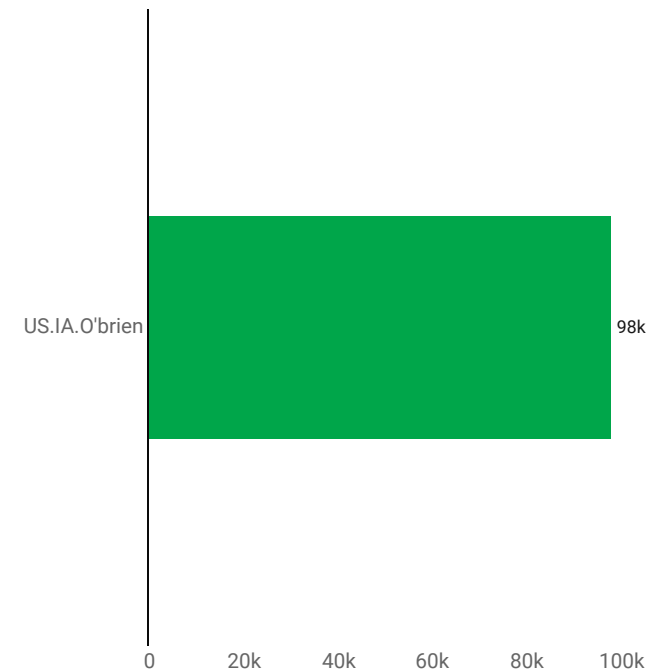
Top Origin DMAs



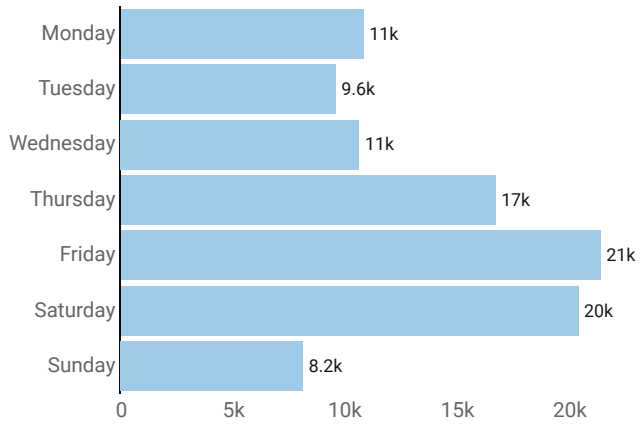
Trips by Month



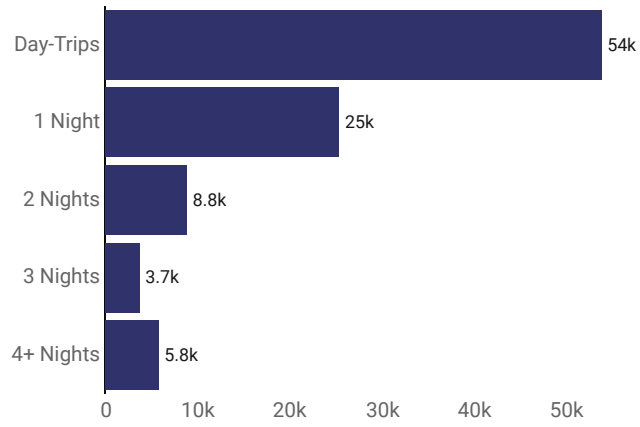
Top Destinations



Trips by Day of Week




Trips by Length of Stay



Charts and graphs are dynamic.

A selection in one module will update metrics in the other modules.

ORIZON



Economic Impact of Tourism

O'Brien County


[Cover](#)
[Spending](#)
[Impacts](#)
[Map](#)
[Glossary](#)
[O'Brien County](#)
[2022](#)


\$16.0M

Direct Visitor Spending



4.7%

Direct Visitor Spending
% Change vs. Last Year



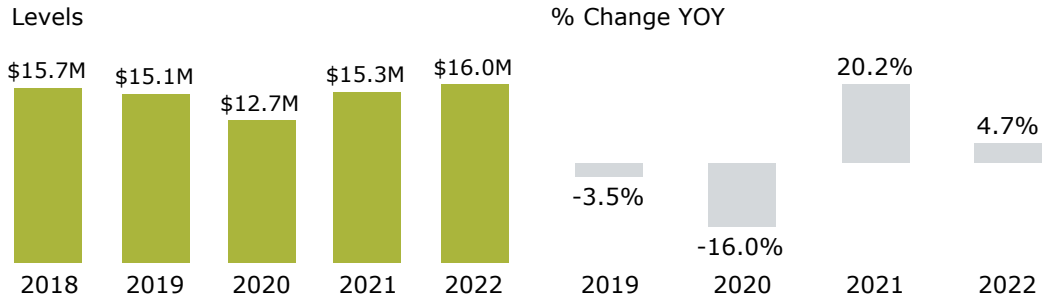
\$5.2M

in Transportation

Where visitors spent the most,
representing 32.5% of visitor
spending

2022 Spending

Direct Visitor Spending



Direct Spending by Category

Click a category to filter

	2018	2019	2020	2021	2022
Total	\$15.7M	\$15.1M	\$12.7M	\$15.3M	\$16.0M
Transportation	\$5.0M	\$4.8M	\$3.8M	\$4.9M	\$5.2M
Food & Beverage	\$3.3M	\$3.3M	\$3.0M	\$3.3M	\$3.5M
Lodging	\$2.7M	\$2.6M	\$2.1M	\$2.7M	\$3.0M
Retail	\$2.8M	\$2.6M	\$2.3M	\$2.6M	\$2.5M
Recreation	\$1.9M	\$1.8M	\$1.5M	\$1.7M	\$1.9M

Transportation
\$5.2M, 5.5% YOY
32.5% Share

Food & Beverage
\$3.5M, 3.3% YOY
21.6% Share

Retail
\$2.5M,
-2.5% YOY
15.7%
Share

Lodging
\$3.0M, 10.4% YOY
18.5% Share

Economic Impact of Tourism

O'Brien County



- Cover
- Spending
- Impacts
- Map
- Glossary

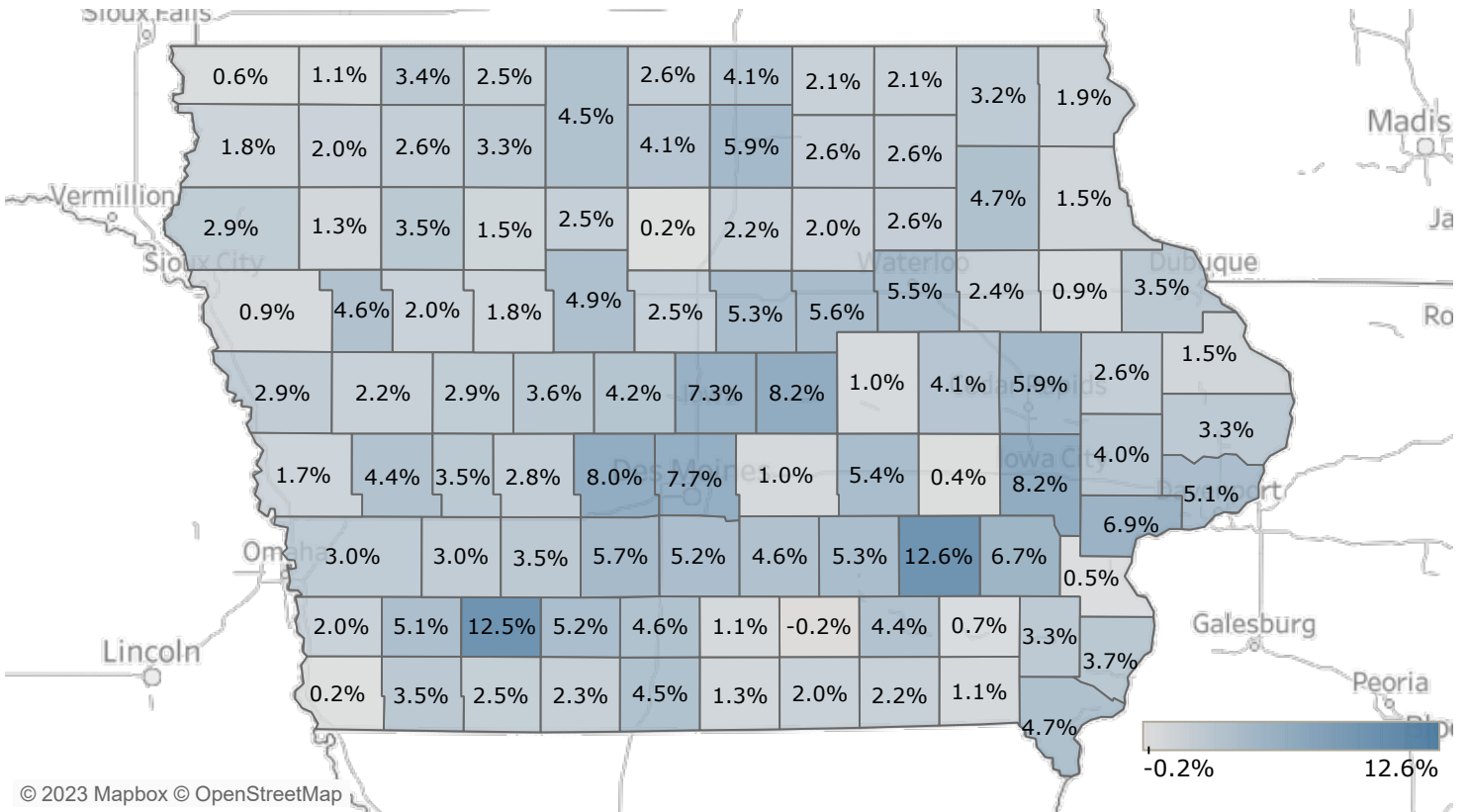
2022

Map
Total S&L Taxes

Compare to
Previous Year

Total S&L Taxes in 2022

Previous Year
(Click a County to Filter)



© 2023 Mapbox © OpenStreetMap

Iowa

\$6.9B

Visitor Spending

\$10.4B

Total Business Sales

68.6K

Total Employment

\$2.4B

Total Labor Income

\$1.6B

Total S&L Taxes

+12.9% Previous Year

+11.1% Previous Year

+5.6% Previous Year

+8.2% Previous Year

+5.3% Previous Year